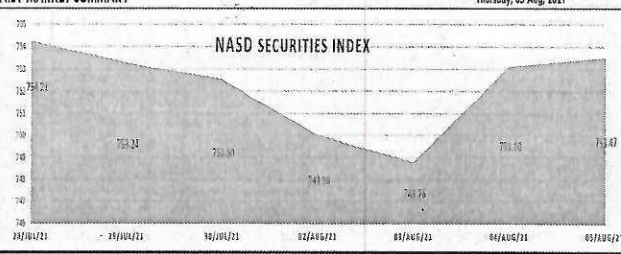


NASD OTC
Exchange
Clearing Agency - transparent

DAILY MARKET SUMMARY Thursday, 05 Aug. 2021



NASD SECURITIES INDEX

MARKET SNAPSHOT	05-Aug-21	04-Aug-21	Change	% Change
NASD SECURITIES INDEX	753.47	753.10	0.37	↑ 0.05
MARKET CAPITALISATION (N'bn)	654.89	654.57	0.32	↑ 0.05
TOTAL VOLUME TRADED	5,742,159	13,470,596	(7,728,437.0)	↓ (57.37)
TOTAL VALUE TRADED	18,474,299.05	135,812,593.53	(117,338,294)	↓ (86.40)
NUMBER OF DEALS	16	31	(15)	↓ (48.39)
NUMBER OF TRADED STOCKS	6	5	1	↑ 20.00

SECURITY	CLOSE (N)	OPEN (N)	CHANGE	%CHANGE
NIGERIAN EXCHANGE GROUP	16.82	16.50	0.32	↑ 1.94%


SECURITY	CLOSE (N)	OPEN (N)	CHANGE	%CHANGE
NIGER DELTA EXPLORATION & PRODUCTION PLC	251	251.5	-0.50	↓ -0.20%
SWAP TECHNOLOGIES & TELECOMMS PLC	0.71	0.79	-0.08	↓ -10.13%

TRADES EXECUTED


SECURITY NAME	TRADES	VOLUME	VALUE (N)
CENTRAL SECURITIES CLEARING SYSTEM PLC	3	116,342	2,094,652.20
FRIESLAND CAMPINA WAMCO NIGERIA PLC	1	235	28,435.00
MAXTA REAL ESTATE PLC	1	5	9.85
NIGER DELTA EXPLORATION & PRODUCTION PLC	2	9,657	2,423,907.00
NIGERIAN EXCHANGE GROUP	8	615,900	10,363,295.00
SWAP TECHNOLOGIES & TELECOMMS PLC	1	5,000,000	3,564,000.00

CLOSING PRICES, OUTSTANDING BIDS & OFFERS					
SECURITY	CLOSE PRICE (N)	Outstanding Bids		Outstanding Offers	
		Volume	Highest Bid price (N)	Volume	Avg. Offer Price (N)
11 PLC	230.00	-	-	10,760	237.50
ACORN PETROLEUM PLC	0.17	-	-	1,010,000	0.17
AFRILAND PROPERTIES PLC	1.21	1,246,731	1.16	-	-
AG MORTGAGE BANK PLC	0.58	-	-	-	-
AIR LIQUIDE PLC	6.00	-	-	-	-
CAPITAL BANCORP PLC	3.83	-	-	-	-
CENTRAL SECURITIES CLEARING SYSTEM PLC	18.00	981,000	17.03	122,138	18.53
COSTAIN (WEST AFRICA) PLC	0.50	-	-	-	-
CR SERVICES (CREDIT BUREAU) PLC	1.50	-	-	-	-
CR SERVICES (CREDIT BUREAU) PLC CLASS A	1.00	-	-	-	-
CR SERVICES (CREDIT BUREAU) PLC CLASS B	1.00	-	-	-	-
DUFEL PHARMA FOOD PLC	9.00	500	9.00	-	-
FAMAD NIGERIA PLC	1.25	-	-	-	-
FAN MILK PLC	20.00	500	20.00	-	-
FIRSTTRUST MORTGAGE BANK PLC	0.57	-	-	2,158,409	0.54
FOOD CONCEPTS PLC	0.79	-	-	-	-
FREE RANGE FARMS PLC	1.00	-	-	-	-
FRIESLAND CAMPINA WAMCO NIGERIA PLC	127.00	156,449	120.00	502,241	133.25
FUMMAN AGRICULTURAL PRODUCT IND. PLC	1.58	-	-	-	-
GEO-FLUIDS PLC	0.70	-	-	2,894,741	0.73
GOLDEN CAPITAL PLC	1.00	-	-	-	-
GREAT NIGERIA INSURANCE PLC	0.50	-	-	-	-
INDUSTRIAL AND GENERAL INSURANCE PLC	0.08	-	-	900,000	0.08
INTERNATIONAL PACKAGING IND. OF NIG PLC	0.50	-	-	-	-
LIGHTHOUSE FINANCIAL SERVICES PLC	0.50	-	-	-	-
MASS TELECOM - INNOVATION PLC	0.50	-	-	-	-
MAXTA REAL ESTATE PLC	1.98	-	-	4,912,281	1.98
NASD PLC	3.50	348,586	3.85	-	-
NEWWEST ASL NIGERIA PLC	11.00	90,000	11	-	-
NIGER DELTA EXPLORATION & PRODUCTION PLC	251	176,844	250.00	60,706	309.18
NIGERIA MORTGAGE REFINANCE COMPANY PLC	5.82	-	-	-	-
NIGERIAN EXCHANGE GROUP	16.82	4,492,992	16.65	2,756,345	21.79
NIPCO PLC	70.00	32,650	70.10	27,550	77.00
RESOURCERY PLC	0.45	-	-	872,361	0.41
RIGGS VENTURES WEST AFRICA PLC	0.95	-	-	-	-
SWAP TECHNOLOGIES & TELECOMMS PLC	0.71	-	-	1,000,000	0.88
THE INFRASTRUCTURE BANK PLC	0.52	100	0.50	-	-
UBN PROPERTY PLC	1.10	-	-	4,780,000	1.20
YFD Group Plc	361.82	357	361.82	-	-
VITAL PRODUCTS PLC	2.33	-	-	-	-

Disclaimer
This report is provided for information purposes only. It is not a recommendation to buy, sell or otherwise deal in any security mentioned herein. Kindly consult your NASD registered Participating Institution before making any decision on the OTC Market.


NASD now open for you.
<https://www.nasdep.com/>

For enquiries visit www.nasdep.com, email info@nasdep.com or phone 09024559686





SOVEREIGN TRUST INSURANCE PLC
RC 31982


2021 SECOND QUARTER UNAUDITED FINANCIAL STATEMENT

STATEMENT OF FINANCIAL POSITION AS AT 30 JUNE 2021

	Jun. 2021 N'000	Dec. 2020 N'000
Assets		
Cash and cash equivalents	4,787,747	7,274,017
Investment securities	1,120,583	565,133
Trade receivables	895,857	747,407
Reinsurance assets	2,698,420	2,684,186
Deferred acquisition costs	814,322	299,934
Other receivables and repayment	402,760	227,155
Investment in associate	91,813	91,812
Investment properties	1,013,643	1,013,643
Property, plant and equipment	1,599,658	1,549,186
Right of use assets	63,000	63,000
Statutory deposits	315,000	315,000
Intangible assets	2,303	2,763
Total Assets	13,805,125	14,833,236
Liabilities		
Insurance contract liabilities	3,004,941	3,762,588
Debt securities in issue	1,266,747	1,250,580
Trade payables	237,463	453,993
Other payables & accruals	56,529	146,092
Lease liabilities	19,918	63,379
Current tax payable	147,412	390,097
Deferred tax liabilities	13,108	140,408
Total Liabilities	4,746,118	6,207,137
Equity		
Issued share capital	5,682,249	5,682,248
Share premium	74,057	74,057
Contingency reserve	3,457,674	3,307,999
Revaluation reserve	390,560	390,560
Accumulated loss	(546,084)	(829,316)
Fair value reserve	551	551
Total Equity	9,059,007	8,626,100
Total Equity and Liabilities	13,805,125	14,833,236



 Mr. Kayode Adigun (CFO)
FRC/2013/CAN/000000002652


 Mr. Olactan Soyinka (MD/CEO)
FRC/2013/CIN/000000002671


 Mr. Olusun O. Ajayi (Chairman)
FRC/2013/CIN/000000003873

STATEMENT OF PROFIT AND LOSS AND OTHER COMPREHENSIVE INCOME FOR THE PERIOD ENDED 30 JUNE, 2021

	Jun-21 N'000	Jun-20 N'000
Gross premiums written	7,855,801	6,027,281
Gross premium income	6,981,326	5,552,362
Reinsurance expenses	(4,099,387)	(3,061,245)
Net premiums earned	2,881,939	2,491,117
Fee and commission income	650,761	527,642
Net underwriting income	3,532,700	3,018,759
Claims expenses	(1,074,644)	(985,647)
Underwriting expenses	(1,251,959)	(951,408)
Underwriting profit	1,206,097	1,081,704
Investment incomes	262,756	252,705
Management expenses	(752,236)	(774,827)
	716,617	559,582
Finance cost	(53,898)	(58,384)
Profit before tax	662,719	501,198
Income taxes	(143,815)	(52,626)
Profit after tax	518,904	448,572
Other comprehensive income		
Amount that can be reclassified to profit or loss		
- Unrealised net (losses)/gains arising during the period	-	-
Other comprehensive income for the year, net of tax	-	-
Total Comprehensive Income for the Year	518,904	448,572
Basic Earnings Per Share (kobo)	4.57	3.95


www.stiplc.com